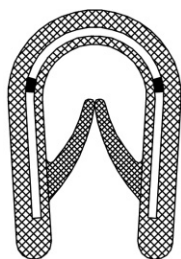


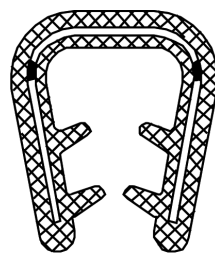


“Perfiles de PVC y goma con inserto metálico”

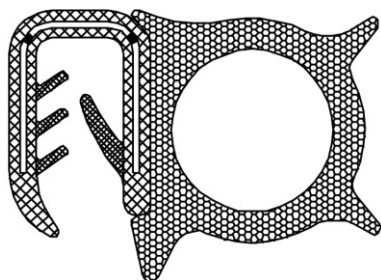
CATÁLOGO DE PERFILES



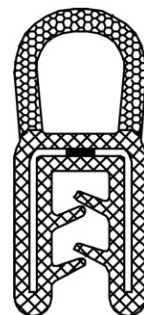
Perfiles PVC



Perfiles Goma



Perfiles PVC + Goma



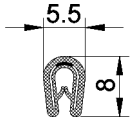
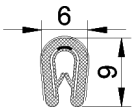
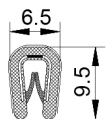
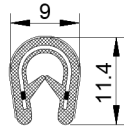
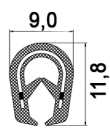
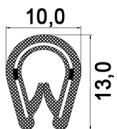
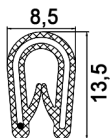
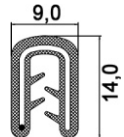
Perfiles Goma + Goma



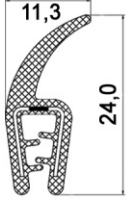
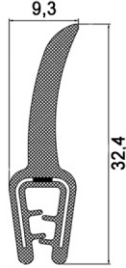
Paseo de la Castellana, 153 bajos

<https://trigosa.com>

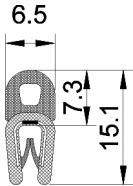
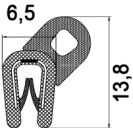
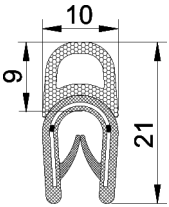
PERFILES DE PVC CON INSERTO METALICO

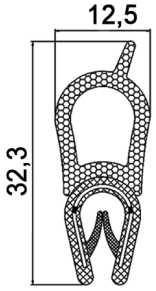
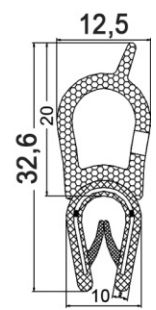
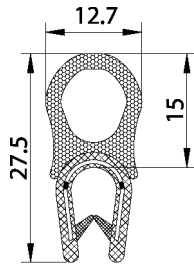
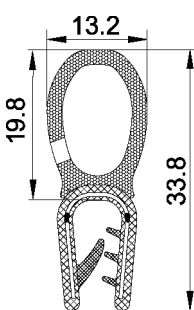
Plano 1:1	Referencia	Color	Gama sujeción mm.	Pedido mínimo m.
	P0001	negro	0,8 - 1,5	100
	P0002 P0026 P0003	negro blanco gris	1,0 - 2,0 1,0 - 2,0 1,0 - 2,0	100 1.000 100
	P0004 P0005 P0006	negro blanco plata	1,0 - 2,0 1,0 - 2,0 1,0 - 2,0	100 100 100
	P0007 P0008	negro negro	1,0 - 2,5 2,0 - 4,0	100 100
	P0023	negro	1,0 - 3,0	100
	P0022	negro	1,0 - 4,0	100
	P0031	negro	2,0 - 4,0	100
	P0027	negro	1,0 - 2,5	1.000

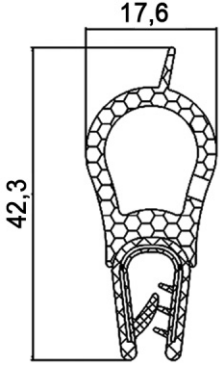
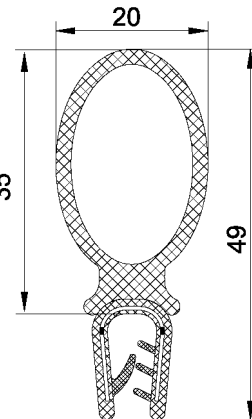
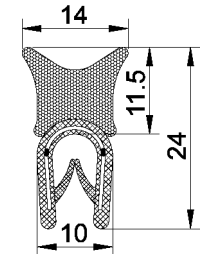
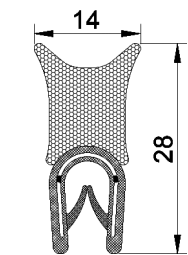
Plano 1:1	Referencia	Color	Gama sujeción mm.	Pedido mínimo m.
	P0009 P0010 P0011 P0012	negro antracita gris claro blanco	1,0 - 4,0 1,0 - 4,0 1,0 - 4,0 1,0 - 4,0	100 100 100 100
	P0024	negro	2,0 - 5,0	100
	P0025	gris	2,0 - 5,0	100
	P0013	negro	2,0 - 5,0	100
	P0014 P0015 P0016 P0017	negro gris claro negro gris claro	6,0 - 8,0 6,0 - 8,0 8,0 - 10,0 8,0 - 10,0	100 100 100 1.000
	P0018	negro	10,0 - 12,0	100
	P0019 P0020	negro negro	2,0 - 4,0 4,0 - 6,0	100 100
	P0021	negro	1,0 - 4,0	100

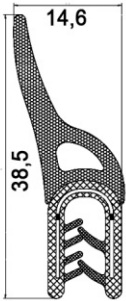
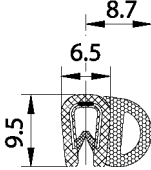
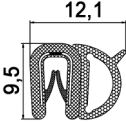
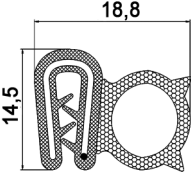
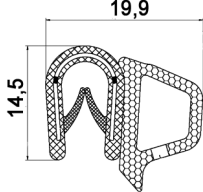
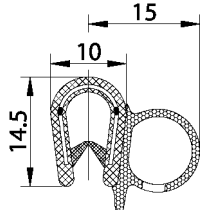
Plano 1:1	Referencia	Color	Gama sujeción mm.	Pedido mínimo m.
	P0028 P0029	negro negro	0,5 - 3,0 0,5 - 3,0	100 50
	P0030	negro	1,0 - 2,5	1.000

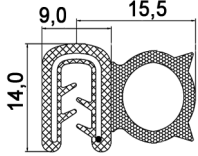
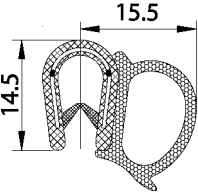
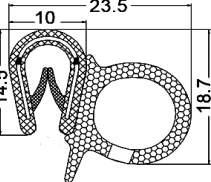
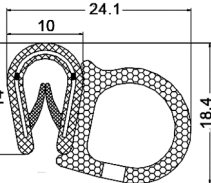
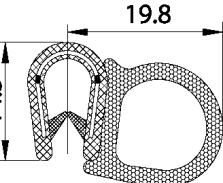
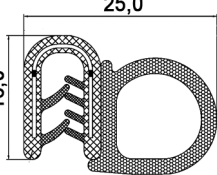
PERFILES DE PVC + GOMA CON INSERTO METALICO

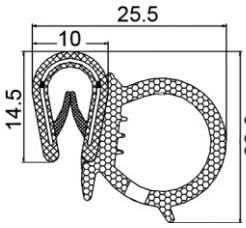
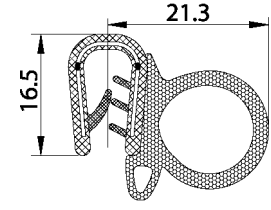
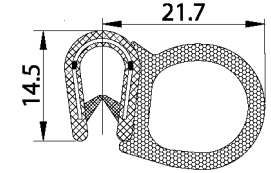
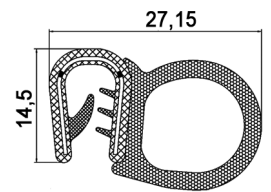
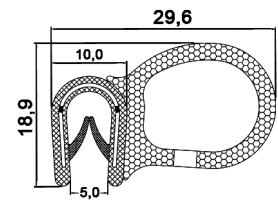
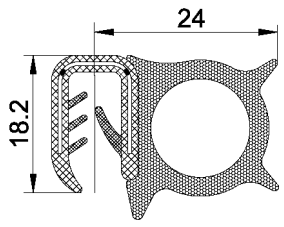
Plano 1:1	Referencia	Color	Gama sujeción mm.	Pedido mínimo m.
	PG0001	negro	1,0 - 2,0	100
	PG0034	negro	1,0 - 2,0	1.000
	PG0002	negro	1,0 - 4,0	100

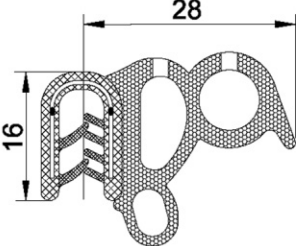
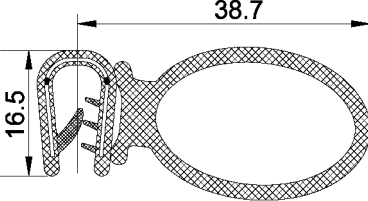
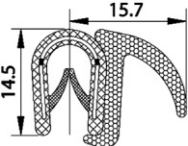
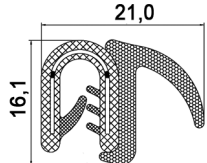
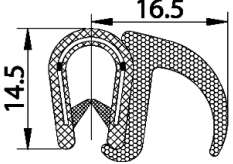
Plano 1:1	Referencia	Color	Gama sujeción mm.	Pedido mínimo m.
	PG0031	negro	1,0 - 4,0	1.000
	PG0008	negro	1,0 - 4,0	50
	PG0003	negro	1,0 - 4,0	50
	PG0004 PG0005 PG0006	negro negro negro	1,0 - 2,5 2,0 - 4,0 4,0 - 6,0	50 50 50

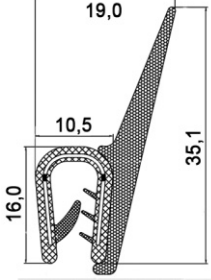
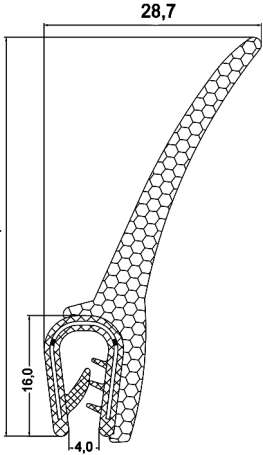
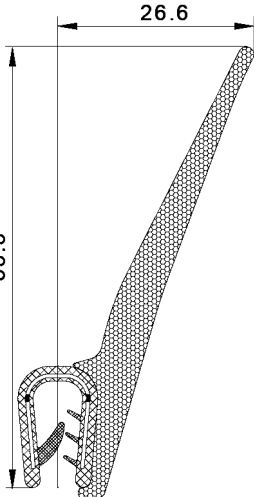
Plano 1:1	Referencia	Color	Gama sujeción mm.	Pedido mínimo m.
	PG0030	negro	2,0 - 4,0	1.000
	PG0007 Tubo de EPDM compacto	negro	2,0 - 4,0	25
	PG0009	negro	1,0 - 4,0	50
	PG0010	negro	1,0 - 4,0	50

Plano 1:1	Referencia	Color	Gama sujeción mm.	Pedido mínimo m.
	PG0035	negro	1,5 - 3,5	50
	PG0011	negro	1,0 - 2,0	100
	PG0033	negro	1,0 - 2,0	1.000
	PG0032	negro	1,0 - 2,5	1.000
	PG0043	negro	1,0 - 4,0	1.000
	PG0022	negro	1,0 - 4,0	50

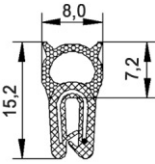
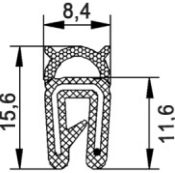
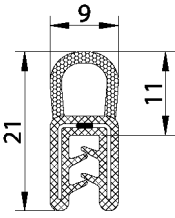
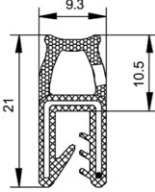
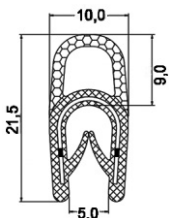
Plano 1:1	Referencia	Color	Gama sujeción mm.	Pedido mínimo m.
	PG0042	negro	1,0 - 2,5	1.000
	PG0013	negro	1,0 - 4,0	50
	PG0017	negro	1,0 - 4,0	50
	PG0024	negro	1,0 - 4,0	50
	PG0014	negro	1,0 - 4,0	50
	PG0036	negro	1,0 - 4,0	50

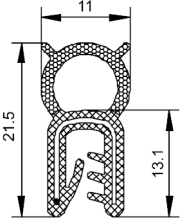
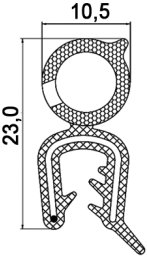
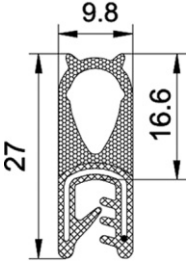
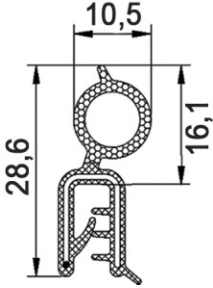
Plano 1:1	Referencia	Color	Gama sujeción mm.	Pedido mínimo m.
	PG0012	negro	1,0 - 4,0	50
	PG0015	negro	2,5 - 4,0	50
	PG0016	negro	1,0 - 4,0	50
	PG0037	negro	2,0 - 5,0	50
	PG0045	negro	1,0 - 4,0	50
	PG0038 PG0018 PG0019	negro negro negro	1,0 - 2,5 2,5 - 4,0 4,0 - 6,0	1.000 50 50

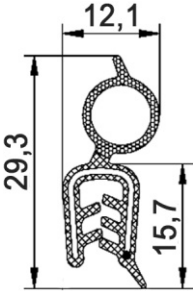
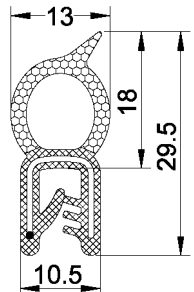
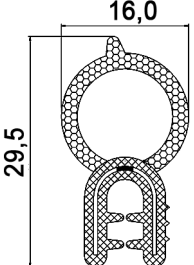
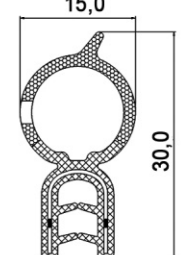
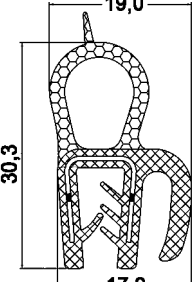
Plano 1:1	Referencia	Color	Gama sujeción mm.	Pedido mínimo m.
	PG0020 PG0021 PG0039	negro negro negro	1,0 - 2,5 2,5 - 4,0 4,0 - 6,0	50 50 1.000
	PG0023 Tubo de EPDM compacto	negro	3,0	25
	PG0025	negro	1,0 - 4,0	50
	PG0040	negro	1,0 - 3,5	50
	PG0026	negro	1,0 - 4,0	50

Plano 1:1	Referencia	Color	Gama sujeción mm.	Pedido mínimo m.
	PG0041	negro	2,5 - 4,0	1.000
	PG0044	negro	2,0 - 4,0	25
	PG0027 PG0028 PG0029	negro negro negro	1,0 - 2,5 2,0 - 4,0 4,0 - 6,0	25 25 25

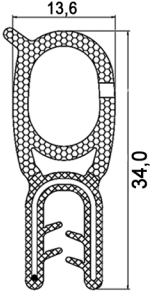
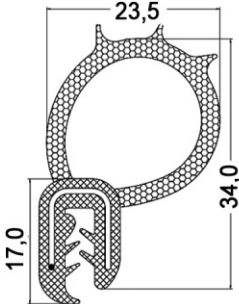
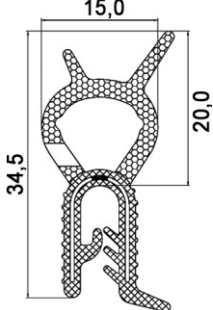
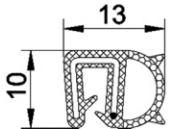
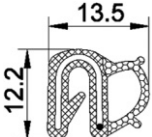
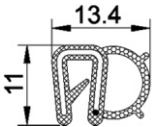
PERFILES DE GOMA + GOMA CON INSERTO METALICO

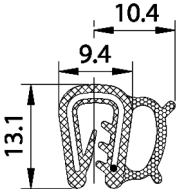
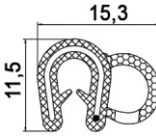
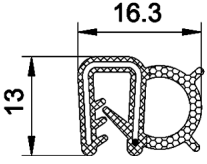
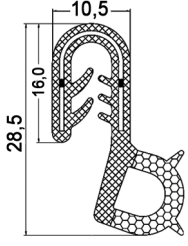
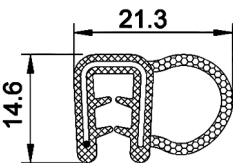
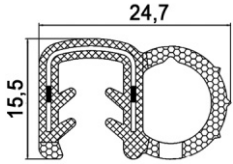
Plano 1:1	Referencia	Color	Gama sujeción mm.	Pedido mínimo m.
	GG0001	negro	0,5 - 1,5	200
	GG0002	negro	1,0 - 2,0	100
	GG0003	negro	1,0 - 2,5	100
	GG0004	negro	1,0 - 3,0	100
	GG0089 EPDM IGNIFUGO	negro	1,0 - 4,0	1.000

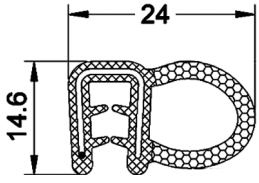
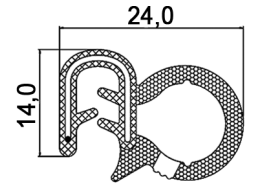
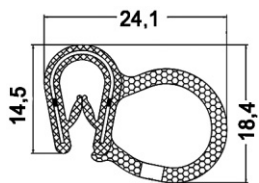
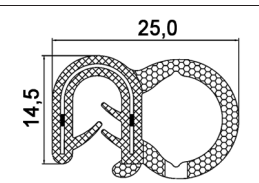
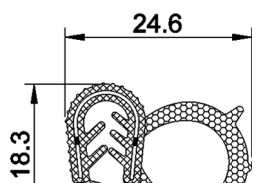
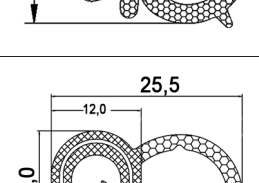
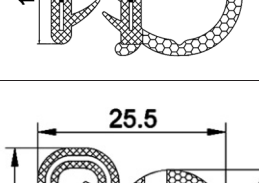
Plano 1:1	Referencia	Color	Gama sujeción mm.	Pedido mínimo m.
	GG0005 EPDM GG0006 NBR	negro negro	1,0 - 3,0 1,0 - 3,0	100 100
	GG0059	negro	2,5 - 3,5	1.000
	GG0007	negro	1,0 - 3,5	100
	GG0008	negro	1,0 - 2,5	1.000

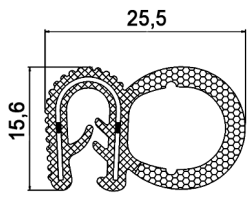
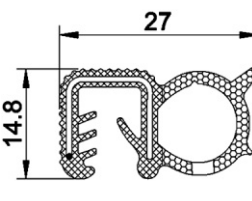
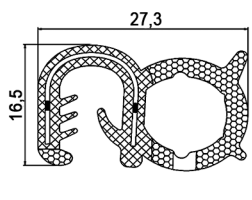
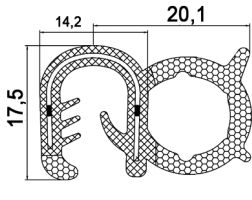
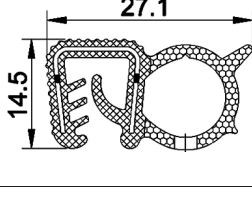
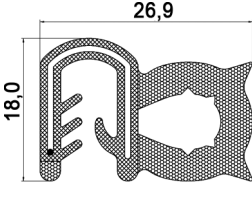
Plano 1:1	Referencia	Color	Gama sujeción mm.	Pedido mínimo m.
	GG0009	negro	1,5 - 3,5	100
	GG0010 GG0011	negro negro	1,0 - 2,5 2,0 - 4,0	50 50
	GG0051	negro	2,5 - 4,0	1.050
	GG0052	negro	2,0 - 3,0	1.000
	GG0093	negro	3,0 - 4,0	1.000

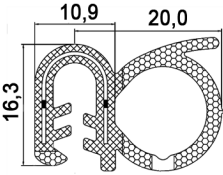
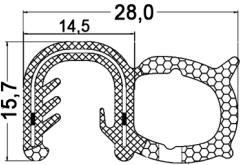
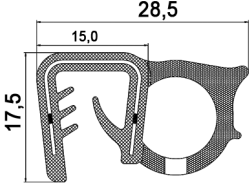
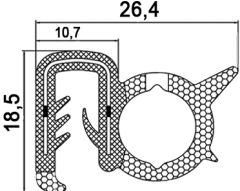
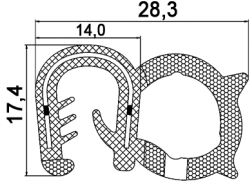
Plano 1:1	Referencia	Color	Gama sujeción mm.	Pedido mínimo m.
	GG0012	negro	1,0 - 3,0	50
	GG0060	negro	1,0 - 2,0	1.000
	GG0013	negro	1,0 - 3,0	51
	GG0061	negro	2,5 - 4,0	1.050
	GG0056 EPDM IGNIFUGO	negro	2,0	1.000

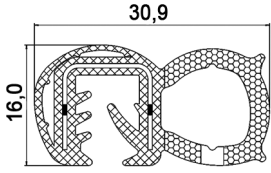
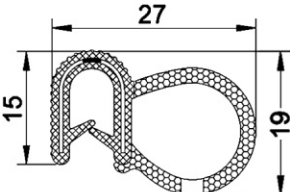
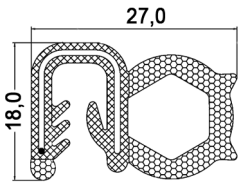
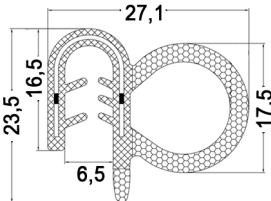
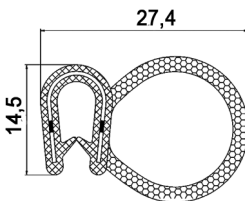
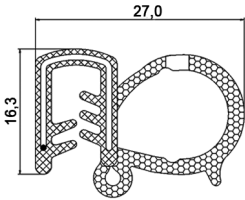
Plano 1:1	Referencia	Color	Gama sujeción mm.	Pedido mínimo m.
	GG0062	negro	1,5 - 3,5	1.050
	GG0063	negro	2,0 - 3,0	1.000
	GG0058	negro	2,0 - 3,0	1.000
	GG0014	negro	1,0 - 2,5	100
	GG0015	negro	0,8 - 2,5	100
	GG0016	negro	1,0 - 2,0	100

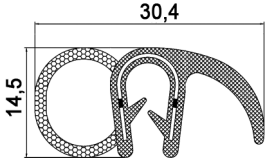
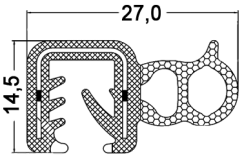
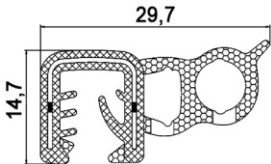
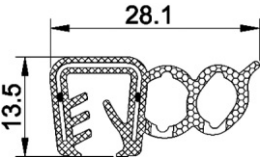
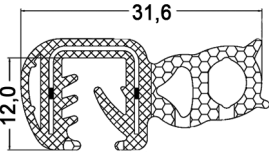
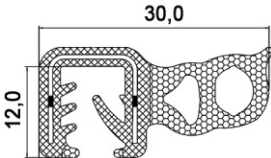
Plano 1:1	Referencia	Color	Gama sujeción mm.	Pedido mínimo m.
	GG0017	negro	2,0	100
	GG0065	negro	1,0 - 2,0	1.000
	GG0018 EPDM GG0019 NBR	negro negro	2,0 2,0	100 100
	GG0066	negro	0,8 - 2,0	1.000
	GG0020	negro	1,5 - 3,0	100
	GG0067	negro	4,0 - 6,0	1.050

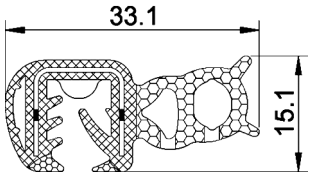
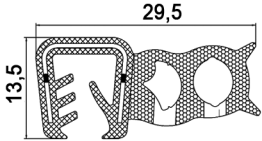
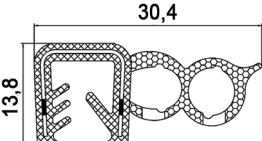
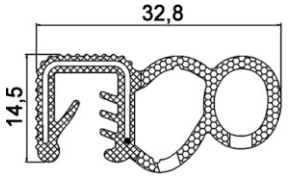
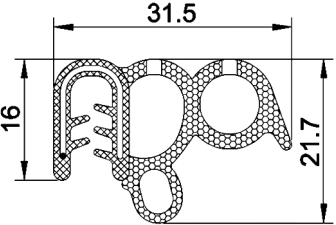
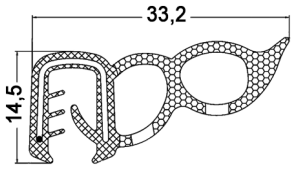
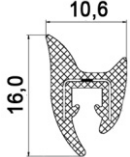
Plano 1:1	Referencia	Color	Gama sujeción mm.	Pedido mínimo m.
	GG0021	negro	1,5 - 3,0	100
	GG0053	negro	2,0 - 4,0	1.000
	GG0091 EPDM IGNIFUGO	negro	2,0 - 3,0	1.000
	GG0068	negro	1,5 - 3,0	1.000
	GG0022 GG0023	negro negro	2,0 - 4,0 4,0 - 6,0	75 75
	GG0069	negro	1,5 - 4,0	1.000
	GG0024	negro	2,0	50

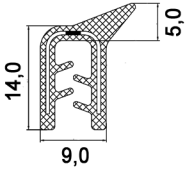
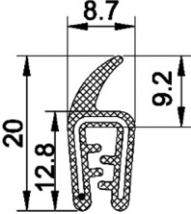
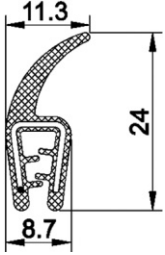
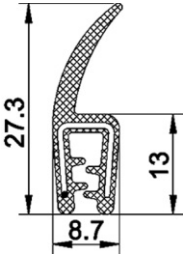
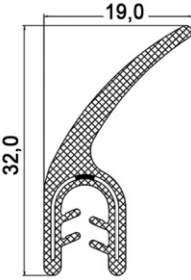
Plano 1:1	Referencia	Color	Gama sujeción mm.	Pedido mínimo m.
	GG0054	negro	1,0 - 4,0	50
	GG0025 GG0026	negro negro	2,0 - 4,0 5,0 - 6,0	1.050 1.050
	GG0048	negro	5,0 - 6,0	1.000
	GG0070	negro	5,0 - 6,0	1.000
	GG0027 GG0028 GG0029	negro negro negro	1,0 - 2,5 2,0 - 4,0 5,0 - 6,0	1.050 75 75
	GG0071	negro	3,0 - 5,0	1.000

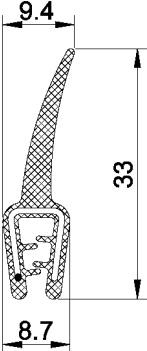
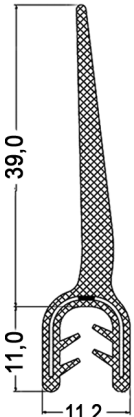
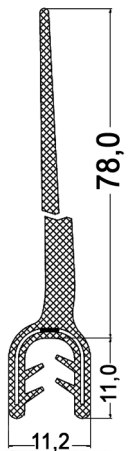
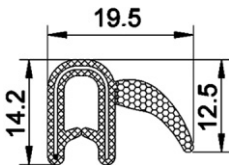
Plano 1:1	Referencia	Color	Gama sujeción mm.	Pedido mínimo m.
	GG0072	negro	3,0 - 4,0	1.000
	GG0073	negro	5,0 - 6,0	1.000
	GG0044	negro	5,0 - 9,0	50
	GG0074	negro	2,0 - 4,0	1.000
	GG0047	negro	5,0 - 6,0	1.050

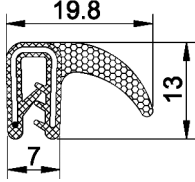
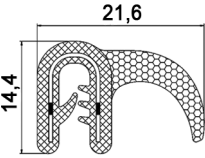
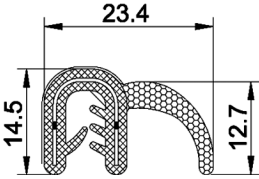
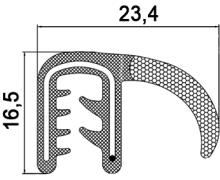
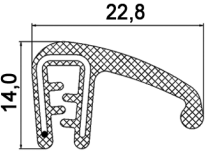
Plano 1:1	Referencia	Color	Gama sujeción mm.	Pedido mínimo m.
	GG0049	negro	6,0	1.000
	GG0030 GG0031 CR	negro negro	1,0 - 3,5 1,0 - 3,5	50 75
	GG0064	negro	2,5 - 4,5	1.000
	GG0090	negro	4,0 - 5,0	1.000
	GG0045	negro	1,5 - 3,0	50
	GG0050	negro	2,0 - 4,0	1.000

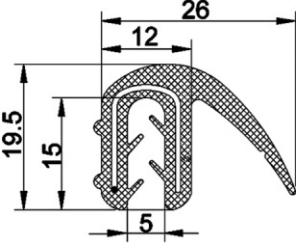
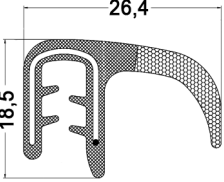
Plano 1:1	Referencia	Color	Gama sujeción mm.	Pedido mínimo m.
	GG0076	negro	3,0	1.000
	GG0075	negro	4,0 - 6,0	1.000
	GG0046	negro	5,0 - 6,0	1.000
	GG0032	negro	5,0 - 6,0	1.000
	GG0077	negro	5,0 - 6,0	1.000
	GG0078	negro	4,0 - 6,0	1.000

Plano 1:1	Referencia	Color	Gama sujeción mm.	Pedido mínimo m.
	GG0033	negro	5,0 - 6,0	1.000
	GG0079	negro	5,0 - 6,0	1.000
	GG0080	negro	5,0 - 6,0	1.050
	GG0055	negro	5,0 - 6,0	1.000
	GG0034	negro	1,5 - 3,5	50
	GG0081	negro	3,0	1.040
	GG0088 EPDM IGNIFUGO	negro	-	1.080

Plano 1:1	Referencia	Color	Gama sujeción mm.	Pedido mínimo m.
 <p>Technical drawing of fastener GG0082. Dimensions: 14,0 (height), 9,0 (width), 5,0 (tip height).</p>	GG0082	negro	1,5 - 3,0	1.000
 <p>Technical drawing of fastener GG0035. Dimensions: 8,7 (width), 9,2 (height), 20 (total height), 12,8 (height to base).</p>	GG0035	negro	1,0 - 2,0	100
 <p>Technical drawing of fastener GG0036. Dimensions: 11,3 (width), 24 (height), 8,7 (width at base).</p>	GG0036	negro	1,0 - 2,5	150
 <p>Technical drawing of fastener GG0037. Dimensions: 27,3 (height), 13 (height to base), 8,7 (width).</p>	GG0037	negro	1,0 - 3,0	100
 <p>Technical drawing of fastener GG0083. Dimensions: 19,0 (width), 32,0 (height).</p>	GG0083	negro	2,0 - 4,0	1.000


Plano 1:1	Referencia	Color	Gama sujeción mm.	Pedido mínimo m.
	GG0038	negro	1,0 - 2,5	100
	GG0084	negro	2,0 - 4,0	1.000
	GG0085	negro	2,0 - 4,0	1.000
	GG0039	negro	1,0 - 3,0	150

Plano 1:1	Referencia	Color	Gama sujeción mm.	Pedido mínimo m.
	GG0040	negro	1,0 - 2,0	100
	GG0057	negro	1,0 - 2,5	100
	GG0041	negro	1,25 - 2,0	100
	GG0086	negro	2,0 - 3,0	1.000
	GG0043	negro	1,0 - 2,5	100

Plano 1:1	Referencia	Color	Gama sujeción mm.	Pedido mínimo m.
	GG0042	negro	1,0 - 3,5	75
	GG0087	negro	4,0	1.000

NOTA: Disponemos de muchos perfiles además de los que hemos incluido en este catálogo. Puede pasarnos su consulta y le identificaremos su perfil.

“Perfiles de PVC y goma con inserto metálico”



Paseo de la Castellana, 153 bajos

<https://trigosa.com>
